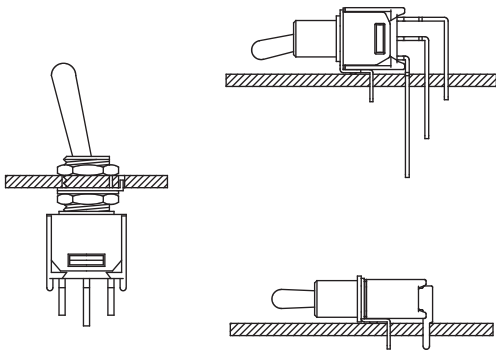


**SPECIFICATIONS:**

CONTACT RATING: Refer to "Contact Material Options" for more info.  
 ELECTRICAL LIFE: 30,000 make-and-break cycles at full load.  
 CONTACT RESISTANCE: 20mΩ max. initial @2-4VDC  
 100mA for both silver and gold plated contacts.  
 INSULATION RESISTANCE: 1,000MΩ min.  
 DIELECTRIC STRENGTH: 1,500V RMS @ sea level.  
 OPERATING TEMPERATURE: -30°C to +85°C.

**MATERIALS:**

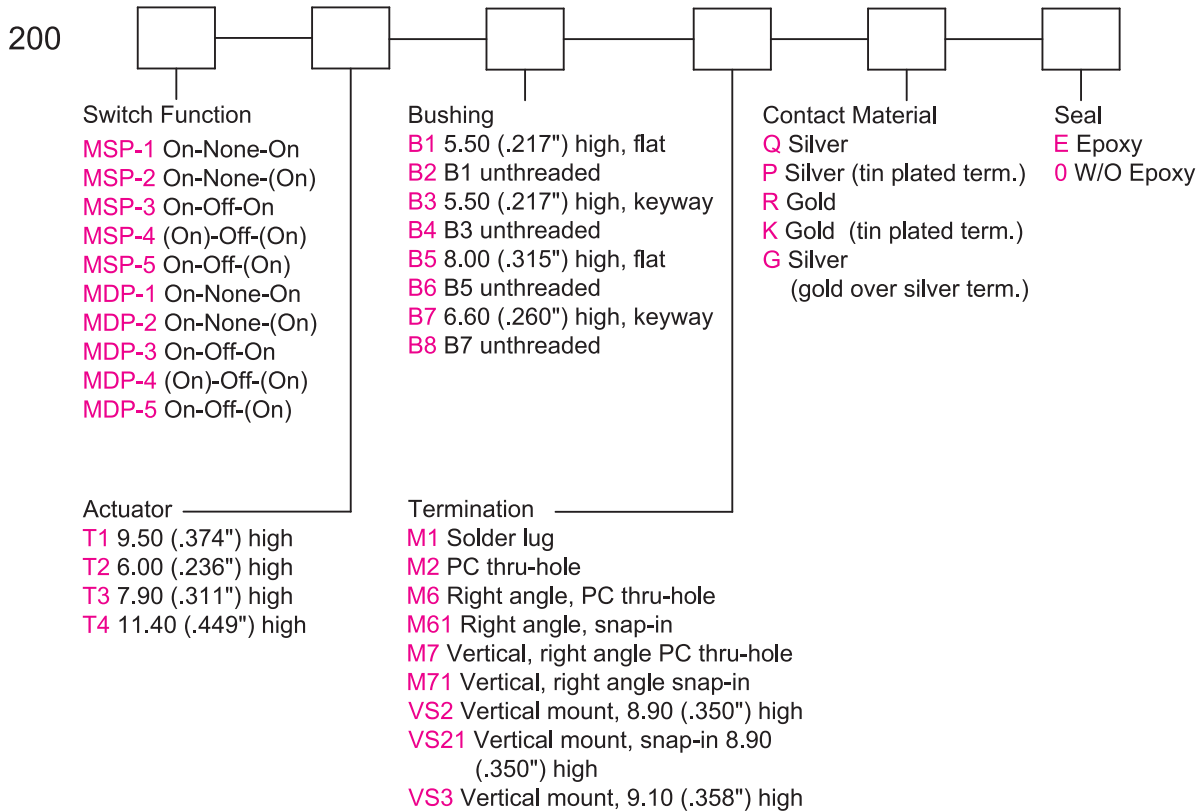
CASE: Diallyl phthalate (DAP)(UL 94V-0).  
 TOGGLE HANDLE: Brass, chrome plated.  
 BUSHING: Brass, nickel plated.  
 HOUSING: Stainless steel.  
 SWITCH SUPPORT: Brass, tin plated.  
 TERMINAL SEAL: Epoxy.



Specifications and Dimensions subject to change

If your preferred product configuration is not shown, please contact our sales representative for custom design.

**HOW TO ORDER SYSTEM**



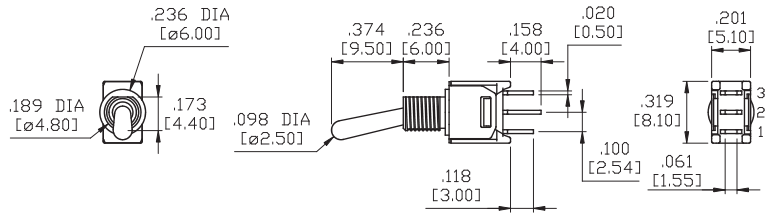

# Series 200

# Sub-Miniature Toggle Switches

## SPDT



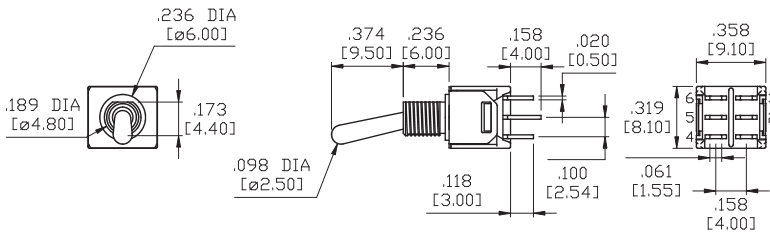
Model No.	Switching Position		
MSP-1	ON	NONE	ON
MSP-2	ON	NONE	(ON)
MSP-3	ON	OFF	ON
MSP-4	(ON)	OFF	(ON)
MSP-5	ON	OFF	(ON)
Term. Comm.	2-3	OPEN	2-1



## DPDT

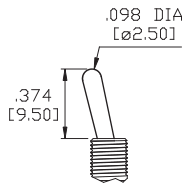


Model No.	Switching Position		
MDP-1	ON	NONE	ON
MDP-2	ON	NONE	(ON)
MDP-3	ON	OFF	ON
MDP-4	(ON)	OFF	(ON)
MDP-5	ON	OFF	(ON)
Term. Comm.	2-3,5-6	OPEN	2-1,5-4

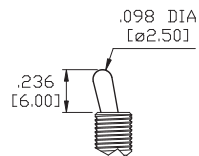


## ACTUATOR OPTIONS

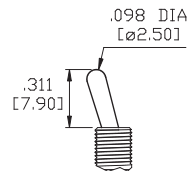
T1



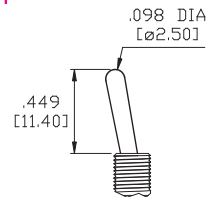
T2



T3



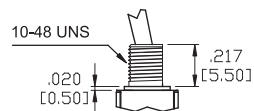
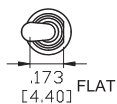
T4



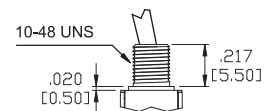
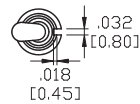
\* Actuator length shown above is with B1 bushing M1 and M2 terminals.  
\* please consult us for detailed spec on specific item.

## BUSHING OPTIONS

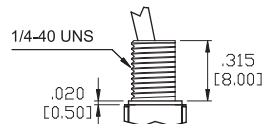
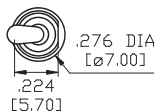
B1 THD  
B2 NON-THD



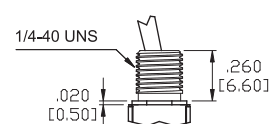
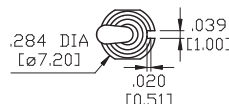
B3 THD  
B4 NON-THD



B5 THD  
B6 NON-THD



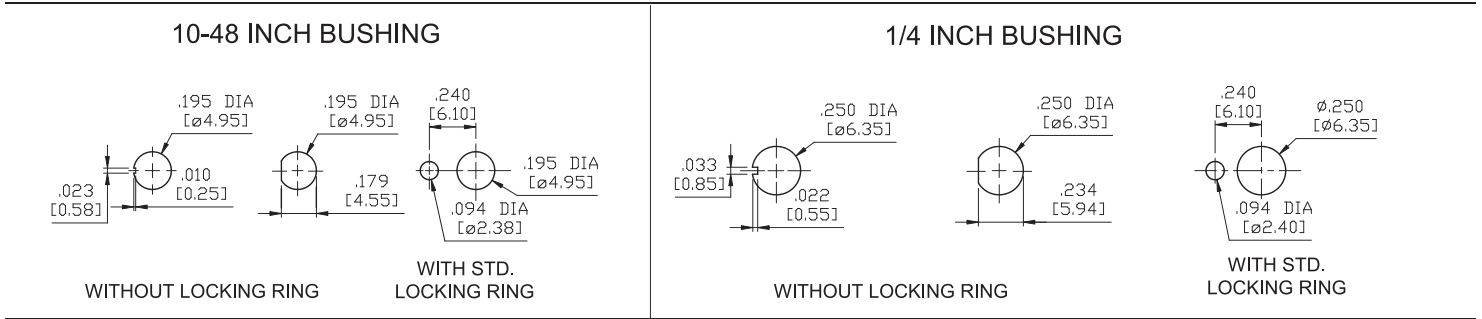
B7 THD  
B8 NON-THD



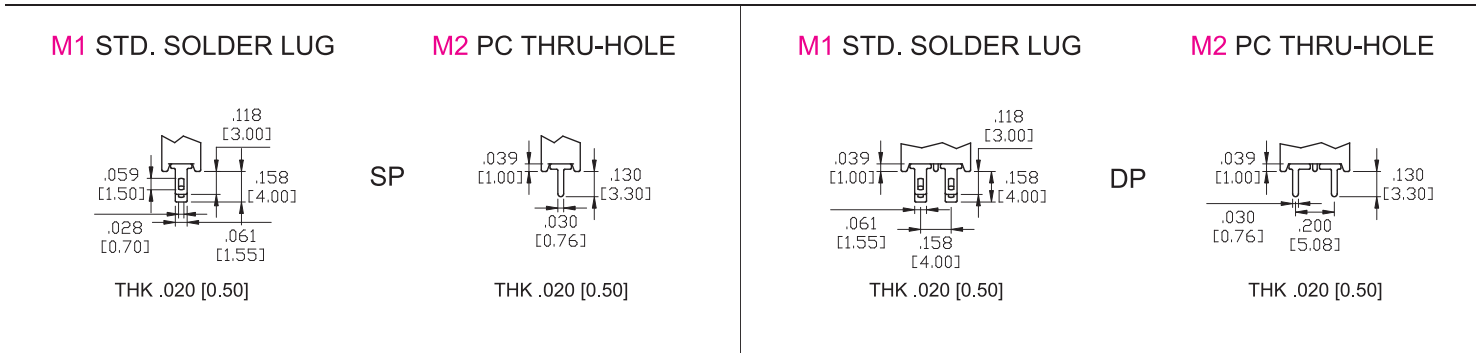
( )=MOMENTARY

Toggle  
Rocker  
Slide  
Pushbutton  
AV  
Rotary  
Tact  
Touch Key  
Miscellaneous

**PANEL MOUNTING**

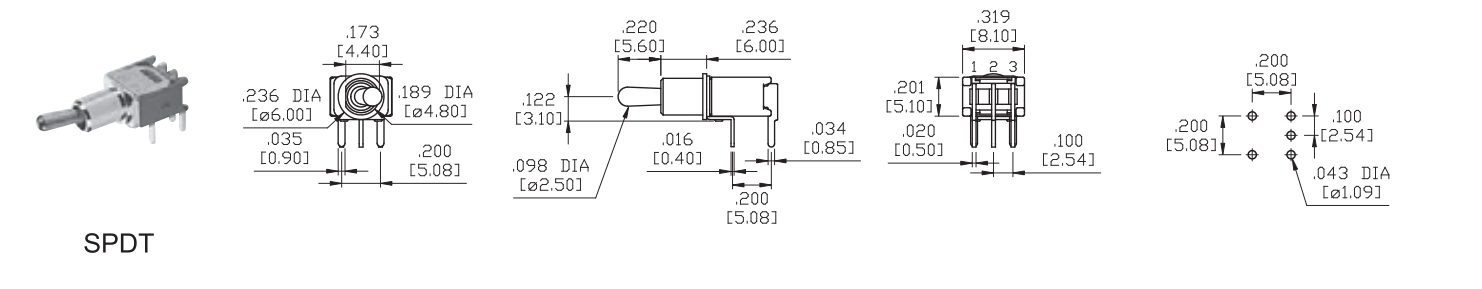


**TERMINATION OPTIONS**



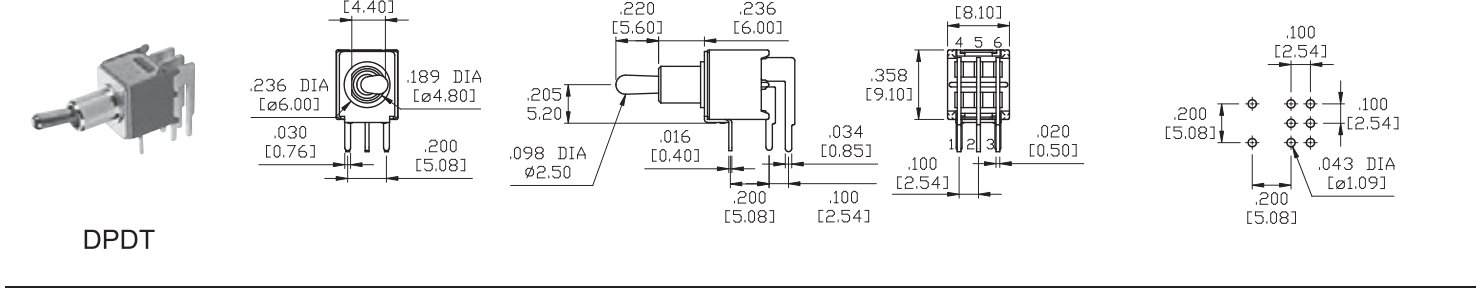
**M6**

**P.C.MOUNTING**



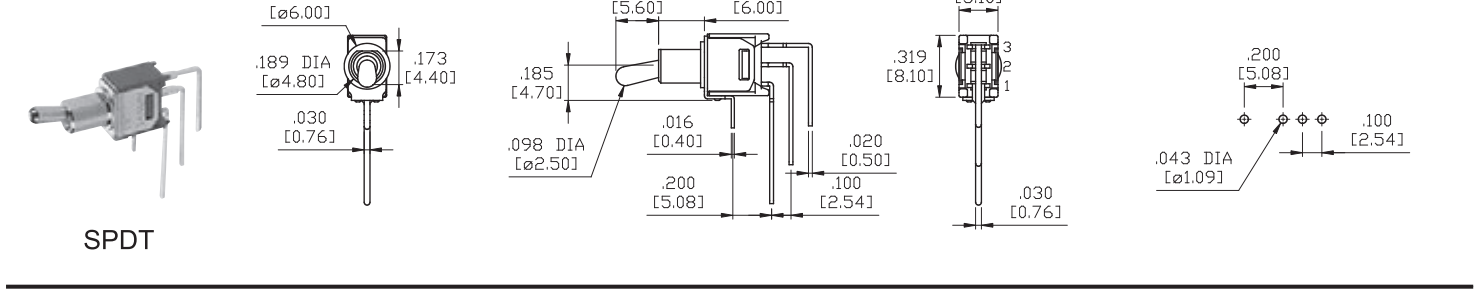
**M6**

**P.C.MOUNTING**



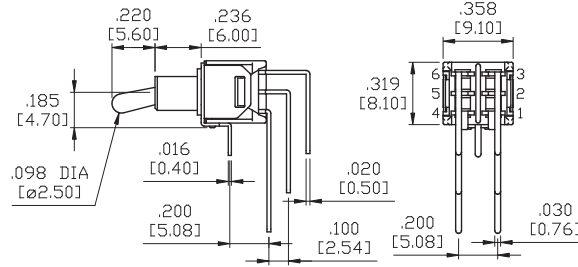
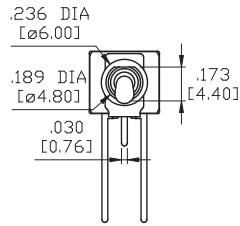

**M7**

**P.C.MOUNTING**

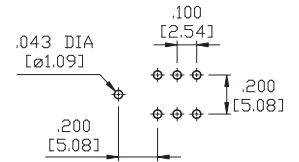


TERMINATION OPTIONS

M7

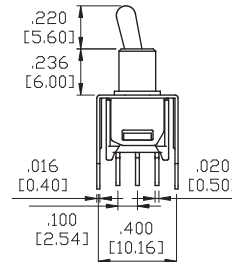
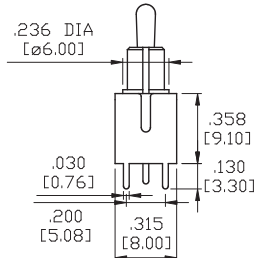
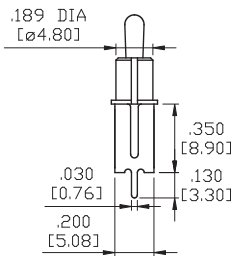


P.C.MOUNTING

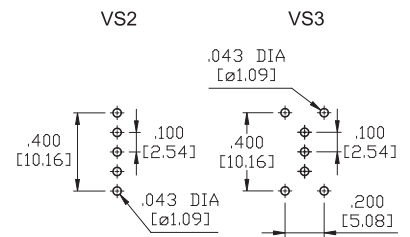


DPDT

VS2-VS3

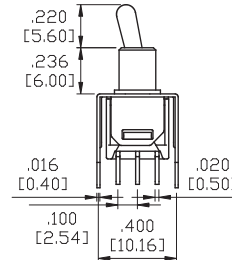
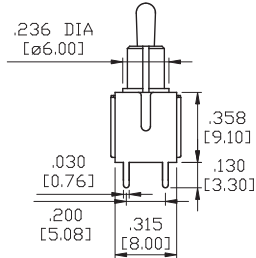
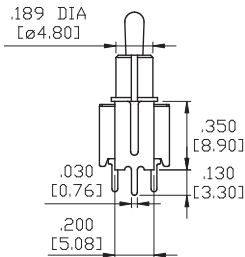


P.C.MOUNTING

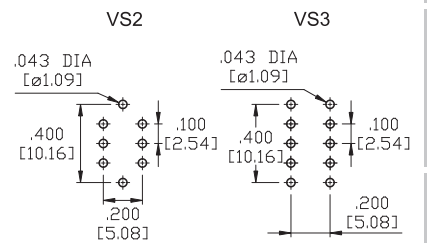


SPDT

VS2-VS3



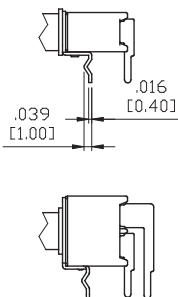
P.C.MOUNTING



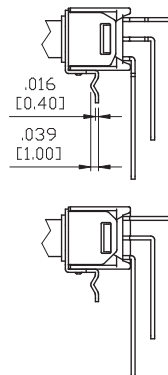
DPDT

SNAP-IN TERMINATION OPTIONS

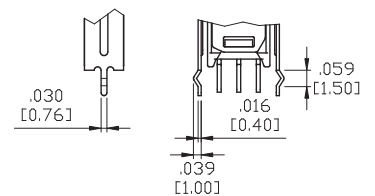
M61



M71



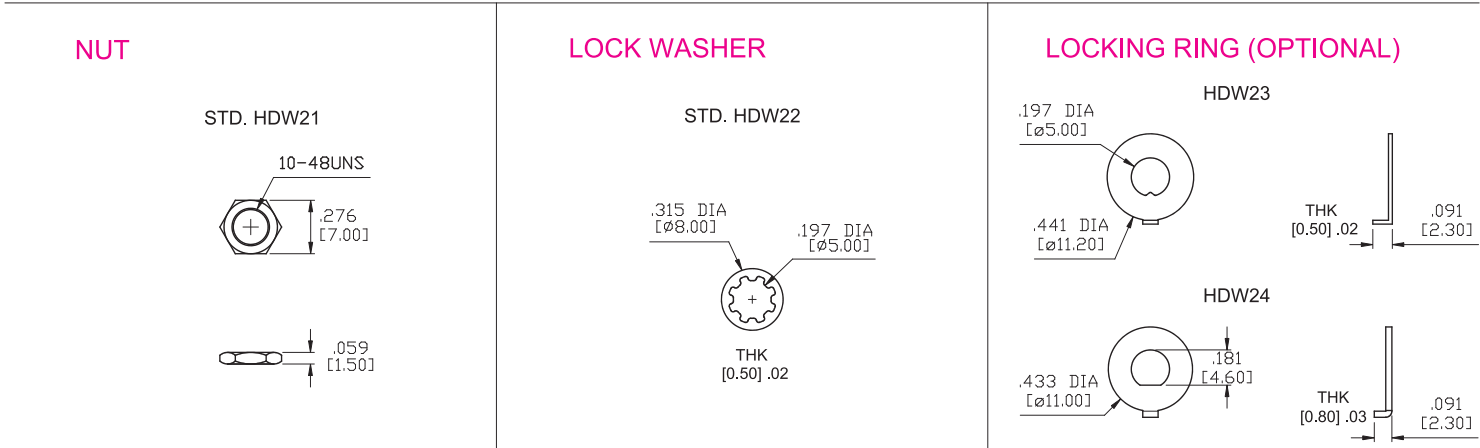
VS21



\* PC Mounting for M61,M71,VS21 refer to M6,M7,VS2 respectively.

Toggle  
Rocker  
Slide  
Pushbutton  
AV  
Rotary  
Tact  
Touch Key  
Miscellaneous

HARDWARE



CONTACT MATERIAL OPTIONS

Coding	Contact Material	Terminal Plating	Rating	Agency Approvals
Q	Silver <sup>1</sup>	Silver plated <sup>1</sup>	3Amps @ 125VAC or 28VDC 1.5Amps @ 250VAC	
P		Tin plated <sup>5/7</sup>		
R	Gold <sup>2</sup>	Gold plated <sup>4</sup>	0.4VA max @ 20V max (AC or DC)	
K		Tin plated <sup>5/6</sup>		
G	Silver <sup>1</sup>	Gold over silver <sup>3</sup>	3Amps @ 125VAC or 28VDC 1.5Amps @ 250VAC	

1. Movable Contact / Terminals: Copper alloy, silver plated.
2. Movable Contact: Copper alloy with gold plated over nickel plated.
3. Terminals: Silver plated with outer layer in gold plating.
4. Terminals: Copper alloy, with gold plated over nickel plated.
5. Outer Terminals: Copper alloy with pure tin plated.
6. Terminal Contact: Gold plated over nickel plated.
7. Terminal Contact: Palladium nickel alloy (or Silver) plated.

\* P, K not available with M1 terminal.